

South Sacramento/Florin Community Air Protection Steering Committee Meeting #20

Tuesday, July 28, 2020

AGENDA

Tuesday, July 28, 2020


- 6:00 – 6:10pm Welcome/Introductions
- 6:10 – 6:20pm Administrative Items
- 6:20 – 6:55pm Report Back
 - a. Recent Fires/Events and Real Time Air Quality Data
 - b. Technical Advisory Group (TAG) Design Team
 - c. Overview of Stationary Source Permitting and Compliance
- 6:55 – 7:40pm Resource Planning, Continuation of AB 617 Budget Discussion
- 7:40 – 7:50pm New Business
- 7:50 – 8:00pm Public Comments
- 8:00pm Adjourn

Administrative Items



- 1) Logistics
- 2) Steering Committee Membership
- 3) District Update
- 4) Approve previous meeting notes

LOGISTICS



- Staff is available if you have technology trouble; call 1-916-874-4847
- You can message the host or co-host if you are having technical difficulties.
- During the Steering Committee discussion period or during Public Comment period, each person who wants to speak will need to raise your virtual hand:
 - On Zoom web application – Please press “Raise your virtual hand button”
 - On the phone – Dial *9 to “Raise your virtual hand button.”
 - Please state your name and affiliation.
- When you are called – Please unmute yourself on the app or the phone (press *6)
- Email public comments to David Yang at dyang@airquaility.org



raise hand

Report Back

35 minutes

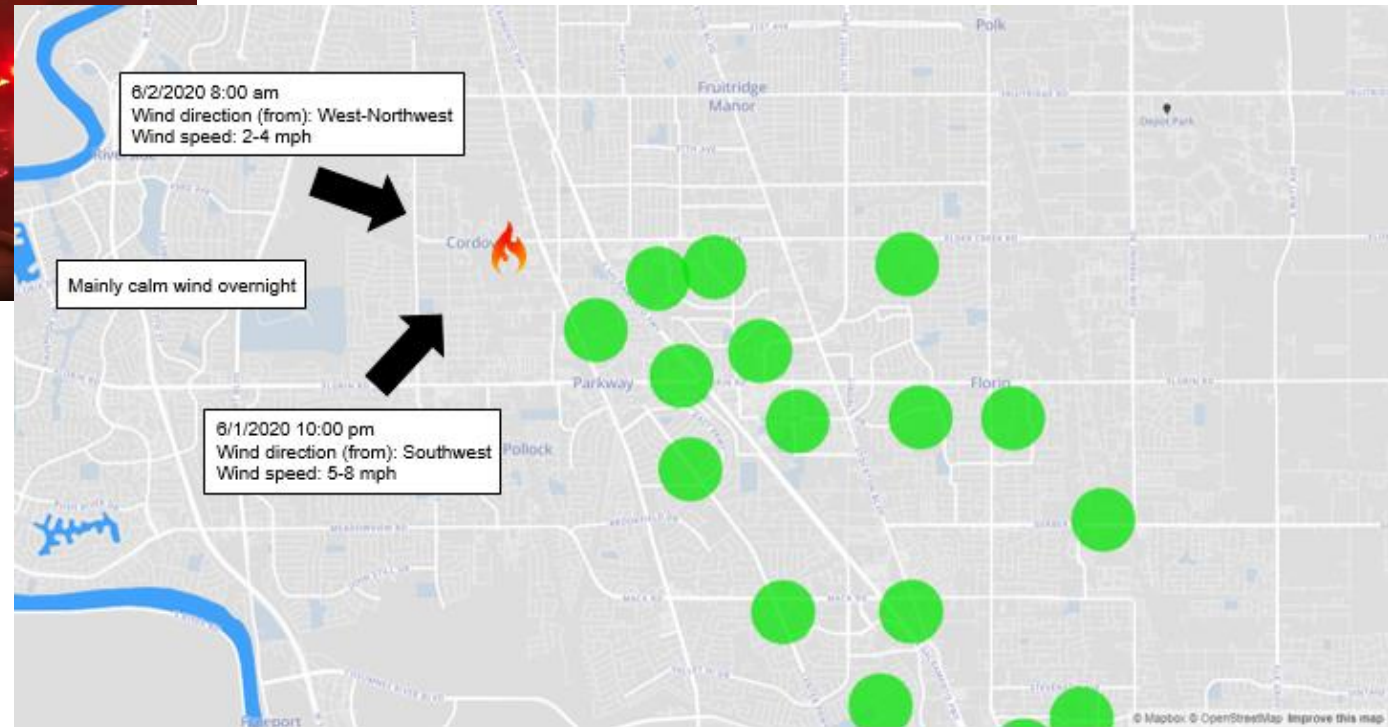
- a. Recent Fires/Events and Real Time Air Quality Data
- b. Technical Advisory Group (TAG) Design Team
- c. Overview of Stationary Source Permitting and Enforcement

Recent Fires/Events and Real Time Air Quality Data

5-Alarm Fire near 47th Ave. and Franklin Blvd.



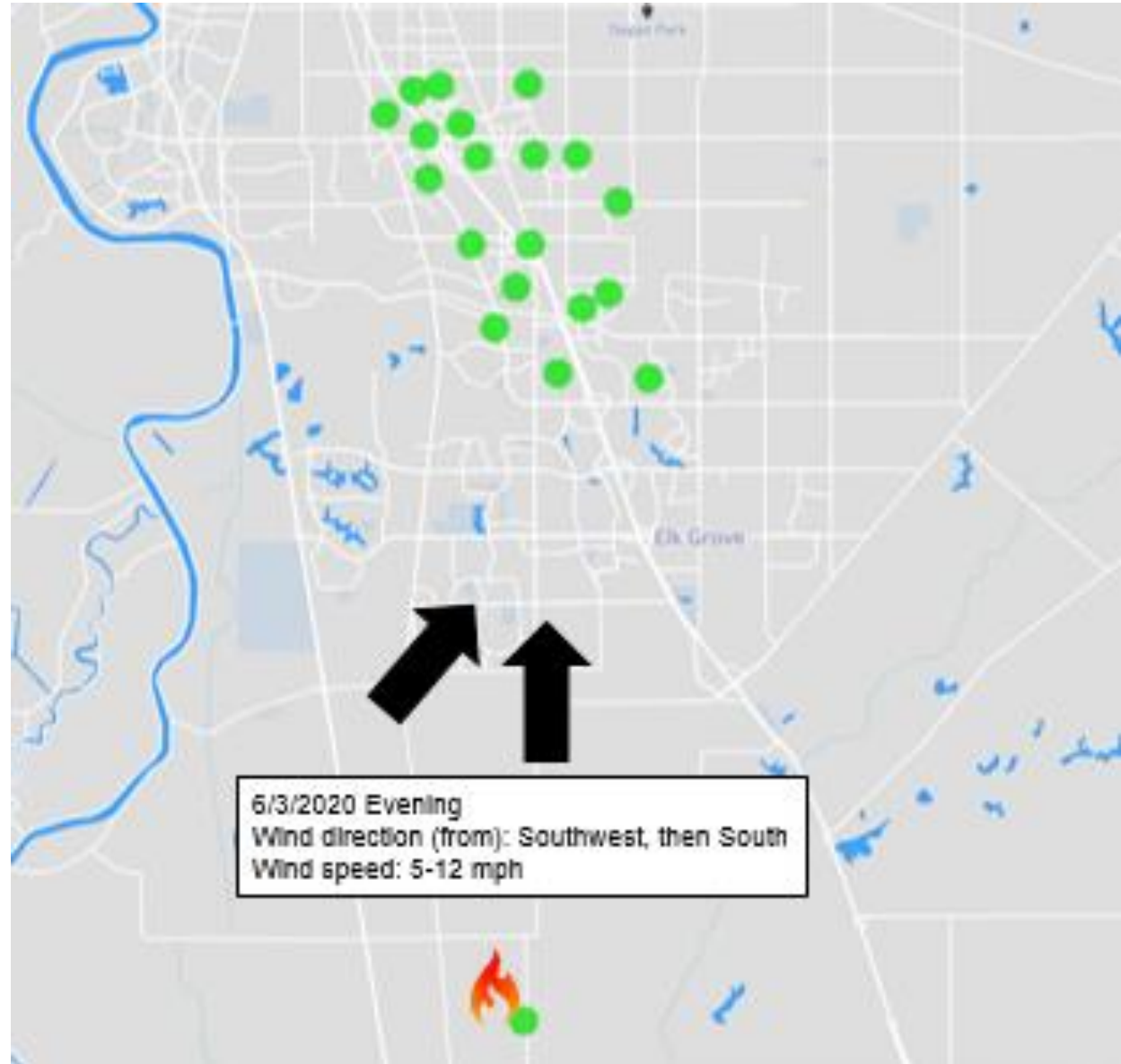
"More than 200 firefighters are battling a large, 5-alarm fire in South Sacramento Monday night [6/1/2020] in a commercial area near the old Campbell's Soup plant... The fire has severely damaged cars and buildings, including an auto body shop, mattress warehouse and pallet store."
ABC10 News, June 2, 2020, 12:07 AM



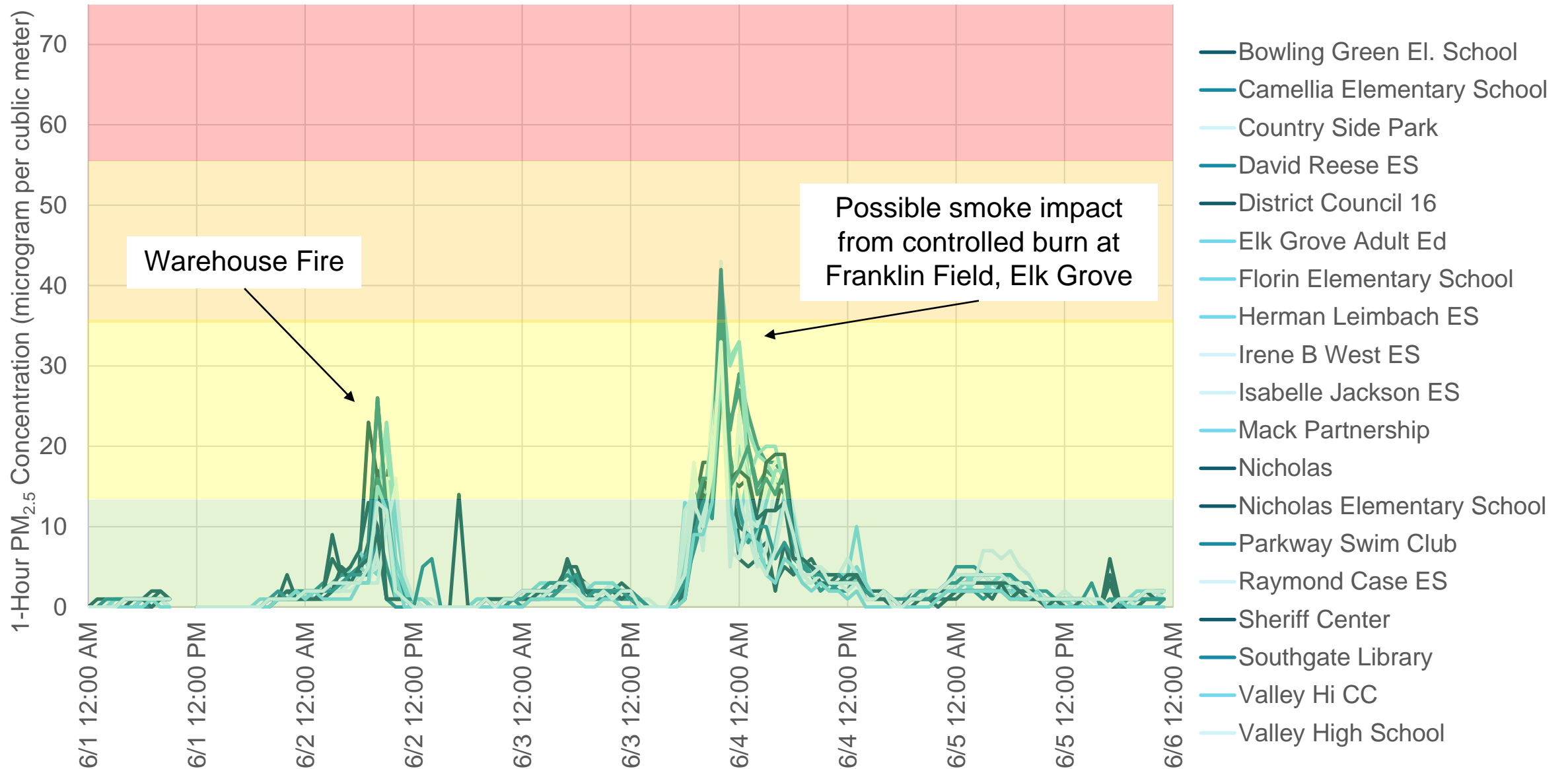
Screengrab from Sacramento Fire Department's video posted on Twitter, @SacFirePIO, June 1, 2020, 10:25 PM

Franklin Field Controlled Burn

- Conducted by Consumes Fire Department
 - Training purposes
- Between June 1 to June 6, 2020
- Southwest and South wind on June 3, 2020
 - Wind speed 5-12 mph



Clarity PM_{2.5} Sensors in AB617 South Sacramento-Florin Community



Technical Advisory Group (TAG) Design Team Report Back

(Lead: Vincent Valdez)

Notes from the TAG Design Team meeting on 7/21/2020

Public Health Expert - Alex Kelter

Epidemiology – Dr. Taiwo, expertise in community engagement, epidemiology, long history working in medically underserved areas of Sacramento.

Air Quality Monitoring Expert - Earl Withycombe; Joel Craig (Environmental Consultant, Specializing in Ambient Air and Meteorological Monitoring)

Health Impact from air pollution and transportation expert - Jonathon Bobadilla

Environmental Justice - Katie Valenzuela

Communication Expert – TBD

Urban Tree Expert -TBD

School Expert – Elk Grove Unified and Sac City Unified

Transportation/Urban Planning - TBD

Economist/Statistician -TBD

Community Org Advocates – TBD (Brown issues, Greentech youth)

Youth – La Familia STEM program;

Business Representation – Coating Industry, Automotive Repair Industry

Legal Expert/Policy Expert – TBD

Notes:

- **Goal:** TAG up and going in September
- Can meet prior to the September SC meeting
- Proposing: August 12; Wednesday
 - Will have emailed the resumes;
 - Contact with experts report back to Vincent? Within the next week, July 29th.

AIR QUALITY PERMITTING & COMPLIANCE

A General Overview

How does Sac Metro Air District help protect air quality and your health?

Two core air quality programs...

PERMITTING



COMPLIANCE

Clean Air Act 1970



**How does a permit
help protect air quality
and your health?**

How does a permit reduce emissions?

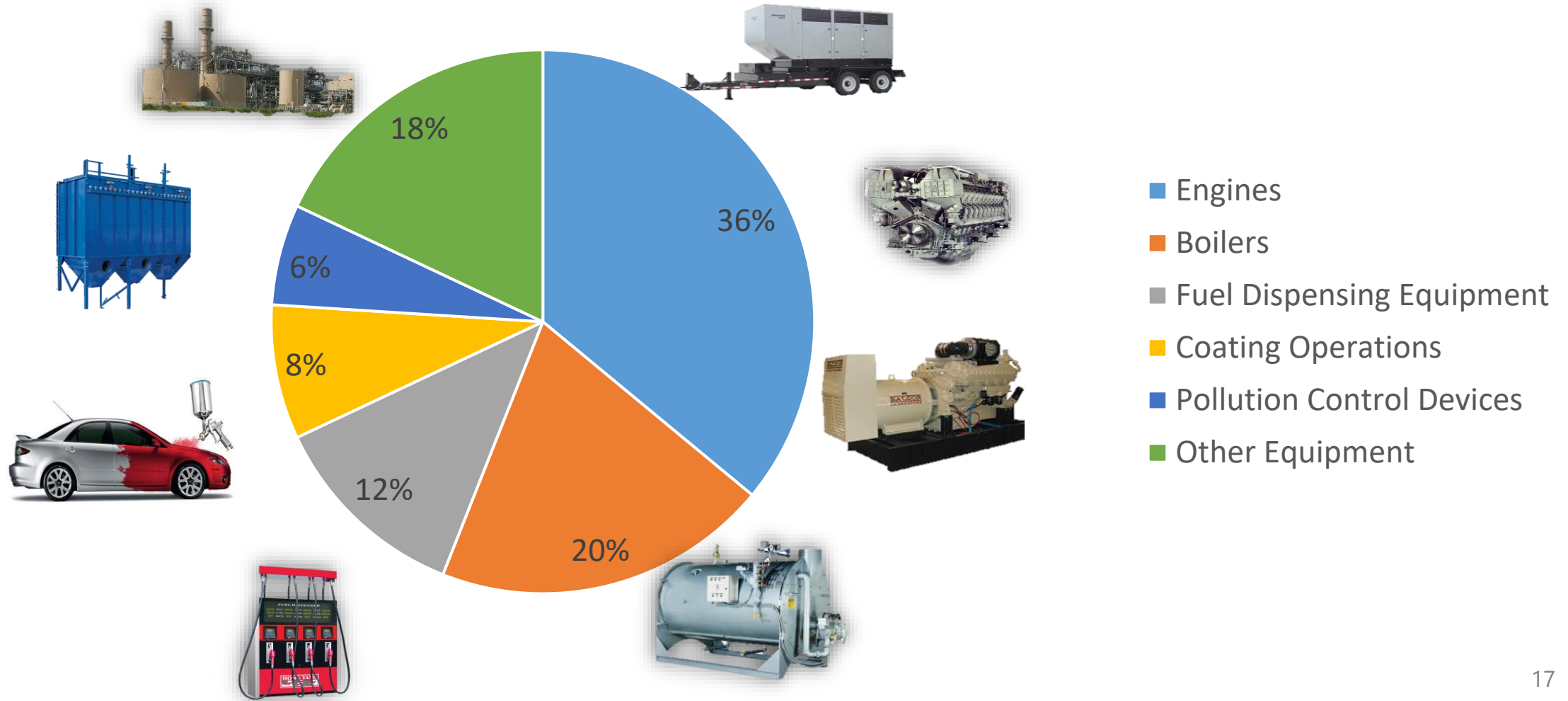
- Sets emission limits
- Sets operating conditions
- Drives cleaner equipment over time
- Legally enforceable

How does a permit protect public health?

- Health risk assessments
- Public & school noticing
- “Hot Spots” program

What do we permit?

Equipment & processes that emit air pollutants ...



Permitting Program

Let's look at the numbers ...

**How many
companies?**

2200

**How many
active
permits?**

4400

**How many
permits in
community
boundary?**

145

Permitting Process

777 12th Street, 3rd Floor
Sacramento, CA 95814-1908

**Sacramento Metropolitan
Air Quality Management District**

(916) 874-4800
Fax (916) 874-4899

FORM G100
APPLICATION FOR AUTHORITY TO CONSTRUCT AND/OR PERMIT TO OPERATE

A SEPARATE APPLICATION AND FORM(S) SPECIFIC TO THE PROCESS OR EQUIPMENT MUST BE COMPLETED FOR EACH PROCESS OR PIECE OF EQUIPMENT

A. Both pages of this application must be completed; an original signature (not a facsimile or copy) is required.
B. The appropriate permit fee must be submitted with this application.

1. Name of business or organization _____
Business address _____
City _____ State _____ Zip _____

2. Estimated completion date _____

3. Is this application being submitted in response to a Notice of Violation (NOV) or Notice to Comply (NTC) issued by the SMAQMD? ☐ Yes ☐ No If Yes, NOV or NTC #: _____

4. Change of Ownership ☐
Change of ownership date: _____ Previous Permit No.: _____

DO NOT WRITE BELOW (SMAQMD USE ONLY)

DATE STAMP	PERMIT NUMBER	A/C FEE	A/C RECEIPT
	PREVIOUS P/O	P/O FEE	P/O RECEIPT

FORM G100 (Revised Nov 2019) Page 1 of 2

**Review
Application**

**Review
Federal,
State &
Local Rules**

**Best
Available
Control
Technology**

**Health Risk
Assessment
(Toxics)**

**Authority
to
Construct**

**Initial
Inspection
&
Issue Final
Permit**

**Ongoing
Inspections
& Review**

What about toxic sources?

Toxics “Hot Spots” Program

Assess Health Impact

- Inventory
- Prioritization
- Health Risk Assessment

Reduce Risk

- Public Awareness
- Risk Reduction Plan

Inform the Public

- Mail Notices
- Annual Report & Public Hearing

What about toxic sources?

CORE Facilities 30 facilities

- Power Plants
- Large Manufacturing
- Aggregate Plants
- Bulk Fuel Plants
- Landfills



INDUSTRYWIDE Facilities ~1100 facilities

- Diesel Engines
- Gas Stations
- Chrome Platers
- Dry Cleaners



What about major sources?

How many
major sources?

14

SPA Cogen



Silgan Can



EXTRA REQUIREMENTS

- Separate federal permits
- Additional recordkeeping
- Some have **continuous monitoring**
- Emission data reported annually
- Federal data tracking

← SACRAMENTO POWER AUT... ↗

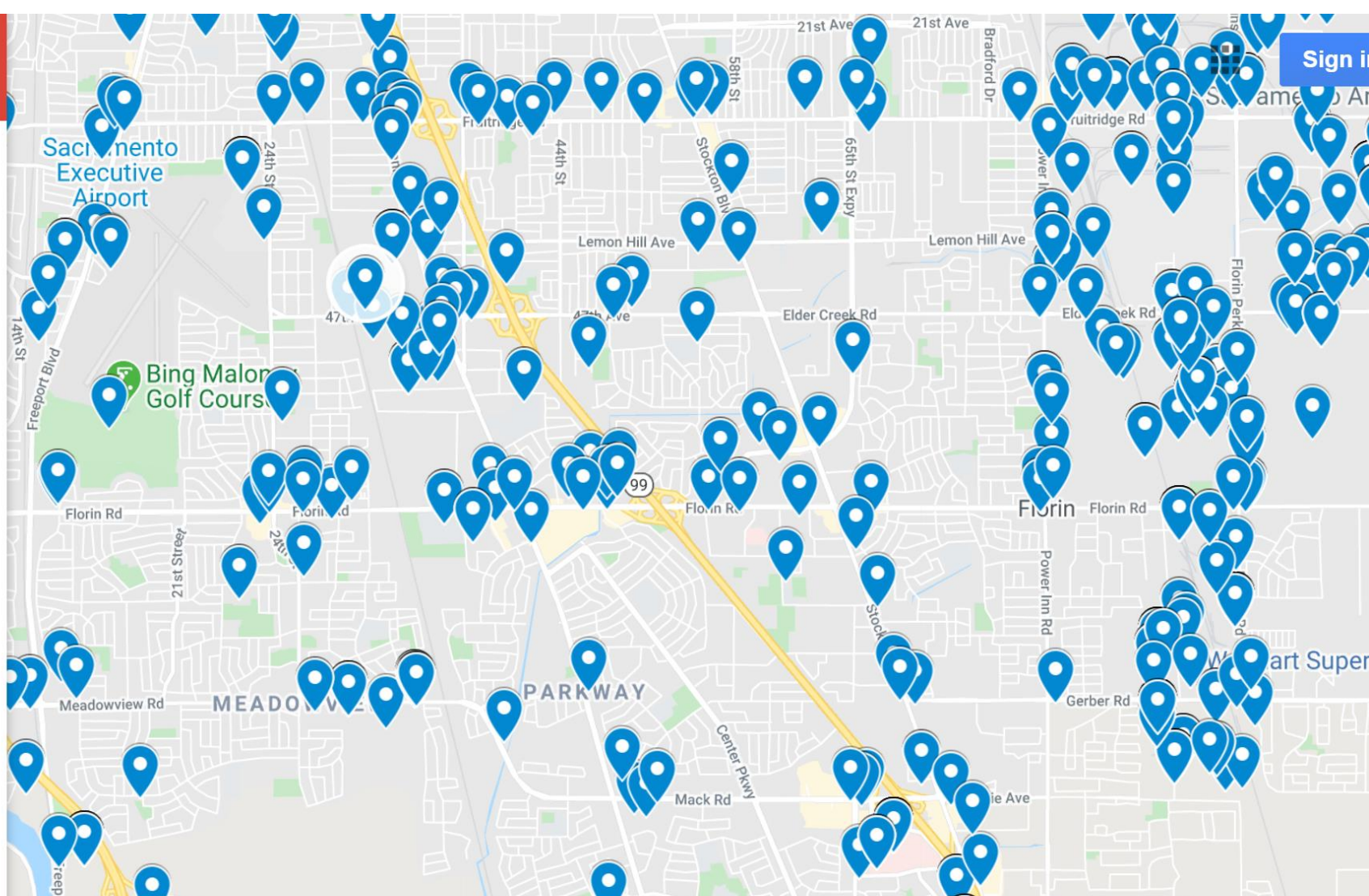
COMPANY
SACRAMENTO POWER AUTHORITY

Address
3215 47TH AVE, SACRAMENTO, CA 95824

Po
13316

POStatus
ACTIVE

Descript
COOLING TOWER



Find permitted sources online:
<http://www.airquality.org/businesses/permits-registration-programs/permitted-locations>

What we **don't** regulate?

Federal and/or State Authority

Mobile Sources



Fuels (gasoline, diesel, jet fuel)

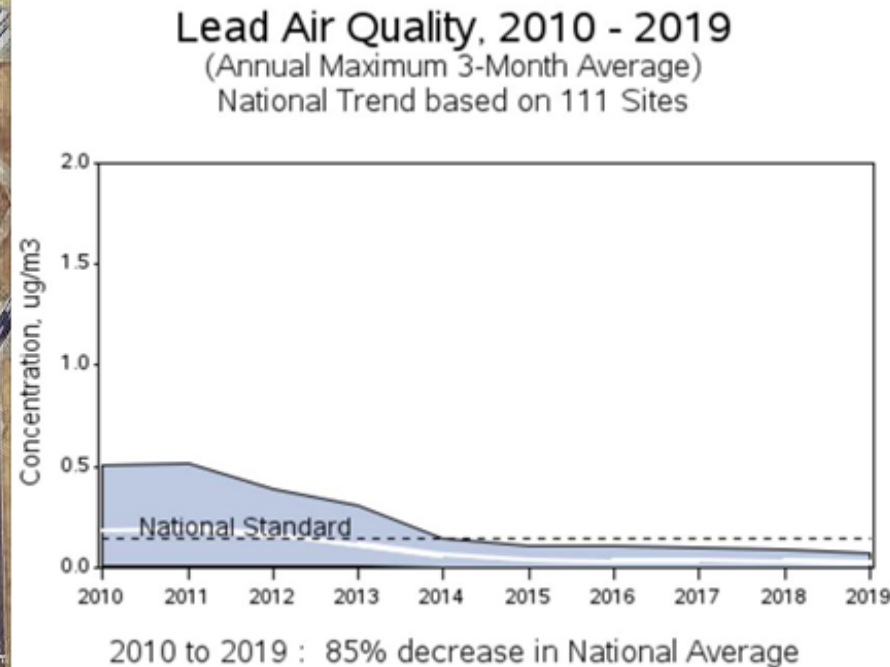
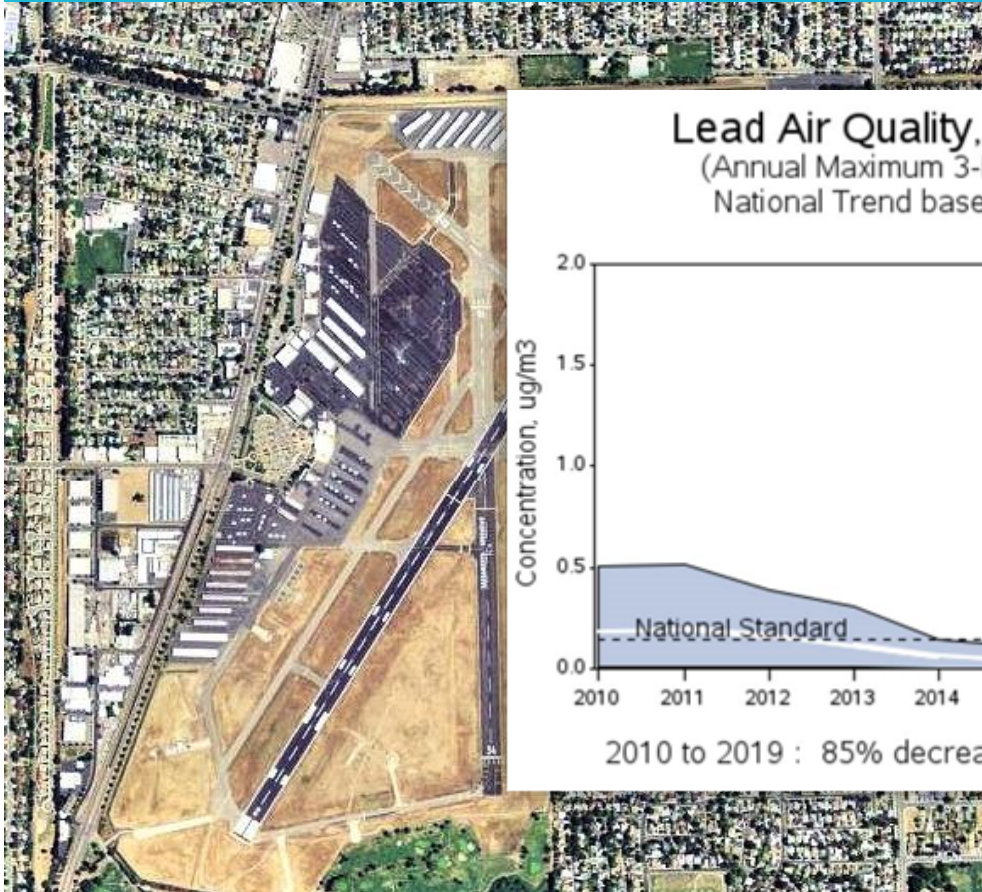


Consumer Products



What we **don't** regulate, but ...

Sacramento Executive Airport



AN EXAMPLE

- Air lead concentrations reduced by 99% since 1980¹
- Federal agencies set aircraft and fuel emission standards
- EPA and FAA actions to reduce lead in small aircraft fuel
- CAMP Phase II and III ***includes*** monitoring for lead

¹ <https://nepis.epa.gov/Exe/ZyPDF.cgi?Dockkey=P100YG46.pdf>

What does our compliance team do to help protect air quality and your health?

Compliance Program

Boots on the ground

Verify business compliance

Observe emission tests

Work with the public



Compliance Program



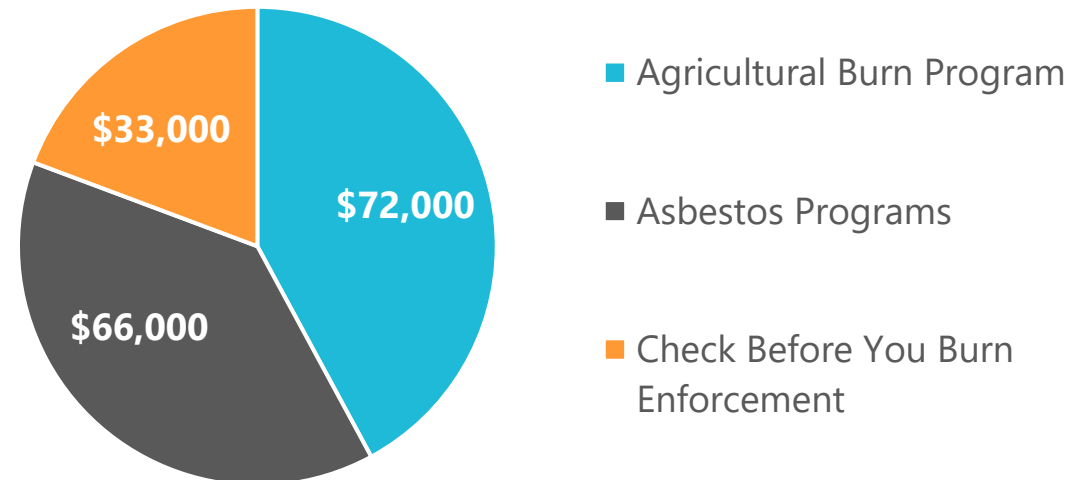
Violations & Penalties

- Penalties are an important tool in air quality enforcement
- Motivates businesses to stay compliant
- Establishes an even-playing field for businesses
- Most penalties collected through Mutual Settlement Program

**How much is
collected in penalties?**

\$300,000
(average/year)

How much was collected in FY18/19? **\$171,000**



Compliance Program

Let's look at the numbers* ...

**How many
inspections?**

2500

**How many
violations?**

200

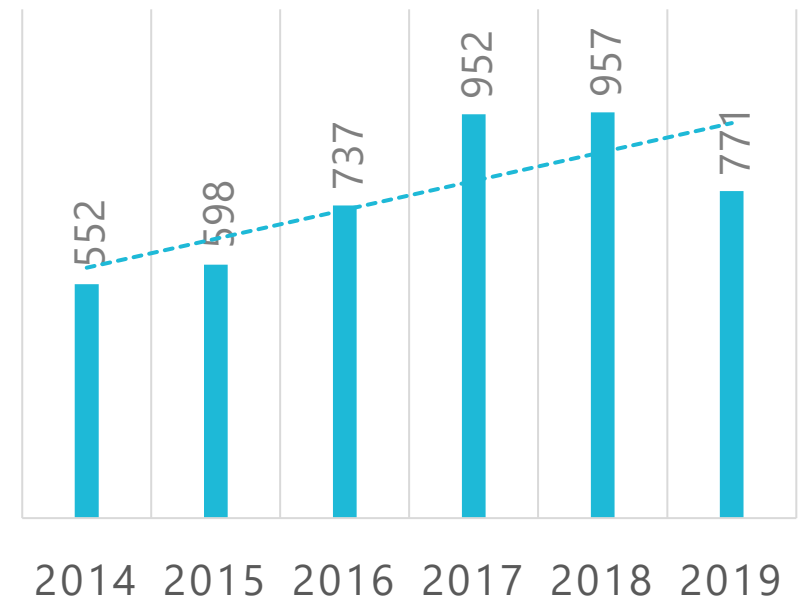
**How many asbestos
projects reviewed?**

1800

**How many
complaints?**

800

PUBLIC COMPLAINTS

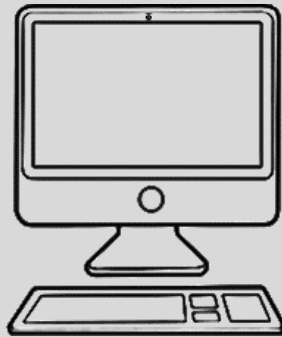


* All numbers are approximate and vary year to year

**How can *you* help protect
air quality and your health?**

Here's one thing –

Report air quality concerns ...



ONLINE

www.airquality/residents/complaints

CALL

(916) 874-4800

(800) 880-9025



**What areas do you want
to hear more about?**

**Resource Planning,
Continuation of AB 617 Budget
Discussion
(45 minutes)**



AB617 Budget Reductions

- Committee request on how to help advocate for funding
- Reductions in both implementation and incentive funding in year 2020
- State funding of implementation did get added to the budget, our allocation TBD
- State funding for incentives to be determine in August, 2020
- Reminder of reductions in both implementation and incentives for this year.

Year	Implementation	Incentives (Project funds) ¹
2018	\$850K	\$3.3M
2019	\$1.50M	\$13.0M
2020	\$1.25M	\$5.8M
2021	?	?

¹Funds available for projects

Details on Implementation Funding: [http://www.airquality.org/AB617/Documents/Year%202%20Budget%20Update%20Handout Website 06232020.pdf](http://www.airquality.org/AB617/Documents/Year%202%20Budget%20Update%20Handout%20Website%2006232020.pdf)

Details on Incentives Funding: <http://www.airquality.org/air-quality-health/community-air-protection/community-air-protection-program-incentives/cap-projects>

CAMP Implementation Commitments

- **Existing Commitments for Community Air Monitoring Plan (CAMP)**
 - Phase 2 – 6 sites (6 months) + laboratory analysis
 - Phase 3 – 1 monitoring trailer (1+ year monitoring) + laboratory analysis
 - Community Outreach (6 meetings)
 - Steering Committee Meetings to decide Phase 3 monitoring placement
 - Report back on data
- **Additional responsibilities under AB617 – new Community Emission Inventory & Rule Development**

Impacts Moving Forward

- District is committed to ensuring CAMP implementation is a priority and monitoring data is collected and available to the community.
- Impacts on staffing
- Consistent with the survey of committee priorities:
 - Maintain flexibility within the CAMP – when monitoring occurs, review of location of the monitors, how best to outreach and what does that look like, pre-CERP subgroup
 - Bigger elements like boundaries and CERP can be considered next summer
- With current resources, we will have to have fewer Steering Committee meetings through this next year.

How Meetings Might Look this Year

3 Traditional Meetings

+

4 Mini Meetings

5 Traditional Meetings

Mix between
these options

Traditional Meetings Include:

- Reporting and discussing data
- Outreach and Phase 3 decisions
- Subgroup reports and actions
- Other information requests for the District

“Mini” Meetings

- Reports from subgroups
- Actions from subgroup recommendations
- Presentations from outside groups
- Would not include more significant District report outs

Note: The TAG will need to be worked into these considerations.

New Business 10 minutes

Upcoming agenda topics?

(Order Based on Steering Committee Survey Results)

- Amendments to the charter
- Agenda development process
- Best practices
- Pre-CERP Preparation (study group?)
- Discussion about SC member recruitment/
timeframes?
- Outreach subcommittee for CAMP work

Public Comments

10 minutes

- To participate, please raise your virtual hand:
 - On Zoom web application – Please press “Raise your virtual hand button”
 - On the phone – Dial *9 to “Raise your virtual hand button.”
 - Please state your name and affiliation.
- When you are called – Please unmute yourself on the app or the phone (press *6)



raise hand

Adjourn
Next Meeting Date: August 25, 2020